



AQUEOUS HOBBY COLOR

Water-based acrylic paint NET:10ml To thin:Aqueous Color thinner

AQUEOUS HOBBY COLOR is a water soluble, non-toxic, safe paint. The paint does not desiccate once dry and the color is excellent.

AQUEOUS HOBBY FARBEN sind wasserlösliche, nicht toxische, ungefährliche Farben. Die Farben sind unblässlich, nachdem sie getrocknet sind und der Farbtönen ist exzellent.

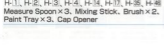
| | | | | | | | |
|---|--|---|---|--|--|--|---|
| H.1 G WHITE WEISS P | H.2 G BLACK SCHWARZ P | H.3 G RED ROT P | H.4 G YELLOW GELB P | H.5 G BLUE BLAU P | H.6 G GREEN GRÜN P | H.7 G BROWN BRAUN P | H.8 G SILVER SILBER P |
| H.9 G GOLD GOLD P | H.10 G COPPER KUPFER P | H.11 G FLAT WHITE MAT WEISS P | H.12 G FLAT BLACK MAT SCHWARZ P | H.13 G FLAT RED MAT ROT P | H.14 G ORANGE ORANGE P | H.15 G BRIGHT BLUE P-C HELL BLAU P | H.16 G YELLOW GREEN P-C GELB GRÜN P |
| H.17 G COCA BROWN P-S KAKAOBRAUN P | H.18 G STEEL STAHL P | H.19 G PINK ROSA P | H.20 G FLAT CLEAR KLAR MAT P | H.21 G OFF WHITE HELB WEISS P | H.22 G GRAY GRAU P | H.23 G SHINE RED LEUCHTEND ROT P | H.24 G ORANGE YELLOW GELB ORANGE P |
| H.27 G TAN BRAUN P-S | H.28 G METAL BLACK P METALL SCHWARZ P | H.29 G SALMON PINK LACHROSA P | H.30 G CLEAR KLAR P | H.31 G WHITE GREEN WEISS GRÜN P | H.32 G FIELD GRAY (I) P-T FELD GRAU (I) G-T | H.33 G RUSSET ROST BRAUN P | H.34 G CREAM YELLOW GELB CREM P |
| H.37 G WOOD BROWN HOLZ BRAUN P | H.38 G STEEL RED STAHL ROT P | H.39 G PURPLE PURPUR P | H.40 G FLAT BASE MAT GRÜNDERUNG P | H.41 G PALE GREEN BLASS GRÜN P | H.42 G BLUE GRAY BLAU GRAU P | H.43 G WINE RED WEIN ROT P | H.44 G FLESH FLEISCHFARBE P |
| H.47 G RED BROWN P-T ROT BRAUN P | H.48 G FIELD GRAY (2) P-T FELD GRAU (2) G-T | H.49 G VIOLET VIOLETT P | H.50 G LIME GREEN LIM GRÜN P | H.51 G LIGHT SEAL GRAY A HELB WENIG GRAU A | H.52 G OLIVE GRAY (1) A OLIVEN GRAY (1) G-T | H.53 G NEUTRAL GRAY A NEUTRALGRAU US-T | H.54 G NAVY BLUE A MARINE BLAU US-T |
| H.57 G AEGYPT GRAY A ÄGYPTISCHES GRAU A | H.58 G MISTY GREEN A NIMB GRÜN US-T | H.59 G LIME GREEN A LIM GRÜN J-T | H.60 G LIME GREEN A LIM GRÜN J-T | H.61 G OLIVE GRAY A OLIVEN GRAY J-T | H.62 G OLIVE GRAY A OLIVEN GRAY J-T | H.63 G METALLIC BLUE GREEN A METALLISCHES BLAU GRÜN J-T | H.64 G RUBIN GRAY GREEN A RUBIN GRAY GRÜN G-T |
| H.67 G RUBY LIGHT BLUE A RUBIN HELLES BLAU G-T | H.68 G RUBY DARK GRAY A RUBIN DUNKEL GRAU G-T | H.69 G RUBY GRAY A RUBIN GRAU G-T | H.70 G RUBY GRAY A RUBIN GRAU G-T | H.71 G MIDDLE STONE A MITTLERES STEIN US-T | H.72 G DARK EARTH DUNKEL ERDE US-T | H.73 G DARK GREEN DUNKEL GRÜN UK-T | H.74 G SPY CLOTH GREEN A SPYKLEIDUNGSGRÜN UK-T |
| H.77 G TIRE BLACK A-C REIFEN SCHWARZ P | H.78 G OLIVE DRAB (2) T OLIVEN DRAB (2) US | H.79 G KHAKI GREEN T KHAKI GRÜN US-T | H.80 G KHAKI T KHAKI J-UK-T | H.81 G DARK GRAY (1) S DUNKEL GRAU (1) US-T | H.82 G DARK GRAY (2) S DUNKEL GRAU (2) J-T | H.83 G MAHOAGANY P-S MAHOAGANI | H.84 G SAIL COLOR P-S SEGELFARBIG |
| H.87 G METALLIC RED P-C ROT METALLISCH P | H.88 G METALLIC BLUE P-C BLAU METALLISCH P | H.89 G METALLIC GREEN P-C GRÜN METALLISCH P | H.90 G CLEAR RED ROT/REIN P | H.91 G CLEAR YELLOW GELB/REIN P | H.92 G CLEAR ORANGE P ORANGE/REIN | H.93 G CLEAR BLUE BLAU/REIN P | H.94 G CLEAR GREEN GRÜN/REIN P |
| H.901 G GRAY F33001 A | H.902 G GREEN F33002 A | H.903 G GREEN F33410 A | H.904 G OLIVE DRAB F33407 A | H.905 G GRAY F33011 A | H.906 G GRAY F33070 A | H.907 G GRAY F33020 A | H.908 G GRAY F33071 A |
| H.911 G GRAY F33023 A | H.912 G GREEN F33027 A | H.913 G YELLOW F33031 A | H.914 G BLUE F33032 A | H.915 G GRAY F316440 A | H.916 G WHITE F317875 A | H.917 G GRAY F33031 A | H.918 G RANDOM A |
| H.921 G LIGHT BROWN HELL BRAUN J | H.922 G PINK/CHERRY BLEU A | H.923 G LIGHT BLUE HELL BLAU J | H.924 G LIGHT GRAY HELL GRAU J | H.925 G GRAY F326440 A | H.926 G BLUE F315044 A | H.927 G RED F311136 A | H.928 G BLUE F315050 A |
| H.931 G DIRTY BROWN DIRTY BROWN UK | H.932 G DIRTY GRAY DIRTY GRAY UK | H.933 G DIRTY BROWN DIRTY BROWN UK | H.934 G DIRTY BROWN DIRTY BROWN UK | H.935 G DIRTY BROWN DIRTY BROWN UK | H.936 G DIRTY BROWN DIRTY BROWN UK | H.937 G DIRTY BROWN DIRTY BROWN UK | H.938 G DIRTY BROWN DIRTY BROWN UK |
| H.941 G DARK GRAY SCHWARZ G-T | H.942 G BROWN BROWN BRAUN G-T | H.943 G DARK YELLOW DUNKEL GELB G-T | H.944 G KHAKI BROWN KHAKI G-T | H.945 G OLIVE GREEN OLIVEN G-T | H.946 G CHOCOLATE BROWN SCHOKOLADEN G-T | H.947 G RUBIN YELLOW RUBIN G-T | H.948 G RUBIN BLACK RUBIN G-T |

(WEATHERING COLOR)
NET:10ml Colors

AQUEOUS HOBBY COLOR SET

10ml x 8 colors

H-1, H-2, H-3, H-4, H-14, H-17, H-35, H-46
Measure Spoon x 3, Mixing Stick, Brush x 2,
Paint Tray x 3, Cap Opener



H330 AQUEOUS HOBBY COLOR SET

10ml x 8 colors

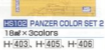
H-1, H-2, H-3, H-4, H-14, H-17, H-35, H-46
Measure Spoon x 3, Mixing Stick, Brush x 2,
Paint Tray x 3, Cap Opener



H108 PANZER COLOR SET 2

18ml x 8 colors

H-403, H-405, H-406



G : GLOSS
 SG : SEMI-GLOSS
 F : FLAT
 M : METALLIC
 PA : PEARL

GLAZ
 HALBRITT
 MATT
 TANKMIL
 METALLISCH
 PERL

P : PRIMARY
 C : CAR
 A : ANSCHRAFT
 T : TANKMIL
 P : PANZER
 S : SHIP
 W : WORLD WAR II

USA : USA
 J : JAPAN
 G : GERMANY
 UK : GREAT BRITAIN
 R : RUSSIA
 I : ISRAEL

USA : USA
 J : JAPAN
 G : GERMANY
 UK : GREAT BRITAIN
 R : RUSSIA
 I : ISRAEL

Mr. COLOR

Solvent-based acrylic paint NET:10ml To thin:Mr. Color thinner

Mr. COLOR is of the highest quality acrylic paint in the world. Its tone, balance, gloss and color richness are the best. Paints for brushing and sprays are available to use as you desire.

Mr. COLOR ist eine der qualitativ besten Acryl-Farben der Welt. Der Ton, Balance, Glanz und Farblichtheit ist einer der besten. Je nach Ihren Wünschen gibt es Farben für Pinsel und Sprays



| | | | | | | | | | |
|--|--|--|---|--|--|---|---|--|--|
| 1 G WHITE WEIß | 2 G BLACK SCHWARZ | 3 R RED ROT | 4 Y YELLOW GELB | 5 B BLUE BLAU | 6 G GREEN GRÜN | 7 B BROWN BRAUN | 8 M SILVER SILBER | 9 G GOLD GOLD | 10 M COPPER KUPFER |
| 11 S LIGHT GELB GRAY A HELL GELB GRAU US | 12 S OLIVE GREEN (1) A OLIVGRÜN (1) US | 13 S NEUTRAL GRAY NEUTRAL GRAU US | 14 S NAVY BLUE MARINE BLAU US | 15 S LAVENDER MAUVE A LILA GRÜN MAUVE US | 16 S LILA GREEN A LILA GRÜN US | 17 S RUSTY BROWN A RUSTIGES BRAUN US | 18 S SMOKE GRAY A RAUCHGRAU US | 19 S SANDY BROWN A SANDIGES BRAUN US | 20 S LIGHT BLUE A HELLS BLAU US |
| 21 S WOLFE STONE FINKA WITZL UK | 22 S DARK EARTH DUNKELERDUNG UK | 23 S DARK GREEN (2) A DUNKELGRÜN (2) UK | 24 S DARK SEASIDE DUNKELER SEITEN UK | 25 S DUCK EGG GREEN A ENTEN EIER GRÜN UK | 26 S INTERIOR GREEN A INNEN GRÜN US | 27 S STEEL STAHL | 28 S HULL RED RAUHPFROT | 29 S FLAT BASE MATZ PENDERLING | 30 S DARK GRAY (1) A DUNKEL GRAU (1) US |
| 32 S DARK GRAY (2) A DUNKEL GRAU (2) J | 33 F FLAT BLACK MATZ SCHWARZ | 34 S SKY BLUE HIMMEL BLAU | 35 S ULTRAVIOLET ULTRAVIOLETT US | 36 S SUNSHINE GRAY A SUNNIGES GRAU US | 37 S SUNSHINE GOLD A SUNNIGES GOLD US | 38 S OLIVE GRASS (2) A OLIV GRÜN (2) US | 39 S SIBERIAN BLUE A SIBIRISCHES BLAU US | 40 S GERMAN GRAY A DEUTSCHES GRAU US | 41 S RED BROWN A ROT BRAUN US |
| 42 S MANGANIUM MANGAN | 43 S WOOD BROWN A HOLZ BRAUN | 44 S TAN SAND | 45 S SAGE COLOR SIEGEL FARBE | 46 S CLEAR KLAR | 47 S CLEAR RED ROT KLAR | 48 S CLEAR YELLOW A GELB KLAR | 49 S CLEAR ORANGE A ORANGE KLAR | 50 S CLEAR BLUE A BLAU KLAR | 51 S FLESH FLEISCH FARBE |
| 52 F FIELD GRAY (2) A FELD GRAU (2) G | 54 S KHAKI GREEN A KHAKI GRÜN US | 55 S KHAKI KHAKI J-UK | 56 S DARK RED MAUVE A DUNKELER SEITEN UK | 57 S METALLIC BLUE A METALLISCHES BLAU US | 58 S ORANGE YELLOW A GELB ORANGE US | 59 S ORANGE ORANGE | 60 S FLAME GRAY A FLAMMIGES GRAU US | 61 S BURST PINK A PLATZBEREITTES ROSE | 62 S FLAT WHITE A MATZ WEIß |
| 63 S PINK ROSE | 64 S DARK GREEN A DUNKELGRÜN P-C | 65 S HELL BLUE A HELL BLAU P-C | 66 S HELL GREEN A HELL GRÜN P-C | 67 S PURPLE PURPUR | 68 S RED MAUVE A ROSE MAUVE P-C | 69 S CHAR WHITE A DUNKEL WEIß P-C | 70 S DARK GREEN A DUNKELGRÜN P-C | 71 S SMOKE BLUE A WITTE BLAU US | 72 S SMOKE BLUE A WITTE BLAU US |
| 73 S AFRICAN GRAY A AFRIKANISCHES GRAU US | 74 S AFRICAN BLUE A AFRIKANISCHES BLAU US | 75 S METALLIC RED A METALLISCHES ROT P-C | 76 S METALLIC BLUE A METALLISCHES BLAU P-C | 77 S METALLIC GREEN A METALLISCHES GRÜN P-C | 78 S METAL BLACK A METALLISCHES SCHWARZ P-C | 79 S SHINE RED A LEUCHTENDES ROT | 80 S COBALT BLUE A KOBALT BLAU | 81 S RUSSET ROST BRAUN | 82 S SHINE SILVER A LEUCHTENDES SILBER |
| 83 S SEA GLOSS BLACK A SCHWARZ HALBBAT | 84 S LIGHT GRAY A HELL GRAU | 85 S WINE RED A WEIN ROT | 86 S SMOKE GRAY A RAUCH GRAU P-C | 87 S CHRYSE A GOLDCHROM | 88 S CHARACTER WHITE A WEIß FIGUR | 89 S CHARACTER RED A ROT FIGUR | 90 S CHARACTER YELLOW A GELB FIGUR | 91 S CHARACTER BLUE A BLAU FIGUR | 92 S DARK GRAY (1) A DUNKEL GRAU (1) US |
| 93 S DARK GREEN A DUNKELGRÜN P-C | 94 S DARK RED A DUNKEL ROT P-C | 95 S LIGHT BLUE A HELL BLAU P-C | 96 S DARK GRAY A DUNKEL GRAU P-C | 97 S DARK GRAY A DUNKEL GRAU P-C | 98 S DARK GRAY A DUNKEL GRAU P-C | 99 S DARK GRAY A DUNKEL GRAU P-C | 100 S DARK GRAY A DUNKEL GRAU P-C | 101 S DARK GRAY A DUNKEL GRAU P-C | 102 S DARK GRAY A DUNKEL GRAU P-C |
| 103 S EARTH GREEN A ERDGRÜN J | 104 S RUSSIAN GREEN (1) A RUSSISCHES GRÜN (1) R | 105 S RUSSIAN GREEN (2) A RUSSISCHES GRÜN (2) R | 106 S FINE BLACK A FEIN SCHWARZ | 107 S CLEAR GREEN A KLAR GRÜN P | 108 S WHITE PEARL A PERL WEIß C | 109 S SUPER WHITE (1) A SUPER WEIß (1) F | 110 S SUPER YELLOW A SUPER GELB P-C | 111 S SUPER SILVER A SUPER SILBER C | 112 S FLUORESCENT RED A ROT FLUORESCENZ |
| 113 S FLUORESCENT YELLOW A GELB FLUORESCENZ | 114 S FLUORESCENT ORANGE A ORANGE FLUORESCENZ | 115 S FLUORESCENT PINK A ROSE FLUORESCENZ | 116 S FLUORESCENT GREEN A GRÜN FLUORESCENZ | 117 S FLUORESCENT BLUE A BLAU FLUORESCENZ | 118 S FLUORESCENT GRAY A GRAU FLUORESCENZ | 119 S FLUORESCENT WHITE A WEIß FLUORESCENZ | 120 S FLAT BASE ROUGH A MATZ UNGLATT P | 121 S FLAT BASE SMOOTH A MATZ GLATT P | 122 S FLAT BASE MATZ |

With regard to those colors marked by "z" it is recommended after the colors dry to paint a second layer by using Mr. Super Clear Gloss (B-513) in order to achieve a deeper and more sparkling effect.

| | | | | | | | | | |
|---|---|---|---|---|---|---|---|---|---|
| 501 S GRAY F33081 A GRAU F33081 US | 502 S GREEN F33402 A GRÜN F33402 US | 503 S GREEN F33402 A GRÜN F33402 US | 504 S OLIVE GRAY F33687 A OLIVGRÜN F33687 US | 505 S GRAY F336118 A GRAU F336118 US | 506 S GRAY F336270 A GRAU F336270 US | 507 S GRAY F336230 A GRAU F336230 US | 508 S GRAY F336375 A GRAU F336375 US | 509 S GREEN F334079 A GRÜN F334079 US | 510 S BROWN F33070 A BRAUN F33070 US |
| 511 S GRAY F336202 A GRAU F336202 US | 512 S GREEN F334227 A GRÜN F334227 US | 513 S YELLOW F330371 A GELB F330371 US | 514 S BLUE F330622 A BLAU F330622 US | 515 S GRAY F3316440 A GRAU F3316440 US | 516 S WHITE F317875 A WEIß F317875 US | 517 S GRAY F336201 A GRAU F336201 US | 518 S RODOME RODOME US | 519 S LIGHT GREEN A HELL GRÜN J | 520 S DARK GREEN A DUNKEL GRÜN J |
| 521 S LIGHT BROWN A HELL BRAUN J | 522 S ROYALDOME BLUE A KÖNIGSBLAU J | 523 S LIGHT BLUE A HELL BLAU J | 524 S LIGHT GRAY A HELL GRAU J | 525 S GRAY F336240 A GRAU F336240 J | 526 S BLUE F315044 A BLAU F315044 US | 527 S RED F311390 A ROT F311390 US | 528 S BLUE F315050 A BLAU F315050 US | 529 S YELLOW F313538 A GELB F313538 US | 530 S DARK RED A DUNKEL ROT US |
| 531 S DARK GRAY (1) A DUNKEL GRAU (1) UK | 532 S DARK GRAY (2) A DUNKEL GRAU (2) UK | 533 S DARK GRAY (3) A DUNKEL GRAU (3) UK | 534 S DARK GRAY (4) A DUNKEL GRAU (4) UK | 535 S DARK GRAY (5) A DUNKEL GRAU (5) UK | 536 S DARK GRAY (6) A DUNKEL GRAU (6) UK | 537 S DARK GRAY (7) A DUNKEL GRAU (7) UK | 538 S DARK GRAY (8) A DUNKEL GRAU (8) UK | 539 S DARK GRAY (9) A DUNKEL GRAU (9) UK | 540 S DARK GRAY (10) A DUNKEL GRAU (10) UK |

Mr. COLOR GX

This paint features brighter colors, higher fouling-resistance screening effect and stronger film than the former Mr. Color. It may be mixed with the former Mr. Color and diluted with the conventional Mr. Color Thinner or Mr. Color Leveling Thinner.



NET-180ml

| | | | | | | |
|-------------------|-------------------|-----------------|--------------------|------------------|-------------------|-----------------------------|
| GX1 G WHITE | GX2 G BLACK | GX3 G RED | GX4 G YELLOW | GX5 G BLUE | GX6 G GREEN | GX100 G SUPER CLEAR B |
|-------------------|-------------------|-----------------|--------------------|------------------|-------------------|-----------------------------|

Mr. CRYSTAL COLOR

| | | | | | | | |
|---------------------------|--------------------|------------------|----------------------------|--------------------|----------------------------|----------------------------|----------------------------|
| XC01 DIAMOND SILVER | XC02 TOPAZ GOLD | XC03 RUBY RED | XC04 AMETHYST PURPLE | XC05 SOFIA BLUE | XC06 TURMALINE GREEN | XC07 TURQUOISE GREEN | XC08 MOONSTONE PEARL |
|---------------------------|--------------------|------------------|----------------------------|--------------------|----------------------------|----------------------------|----------------------------|



Groundwork Color:
WHITE



Groundwork Color:
BLACK



NET-180ml

Mr. COLOR SPECIAL SET

The Mr. COLOR SPECIAL SET is a set of Mr. COLOR that precisely reproduces the paint colors of tanks in service and military planes and naval ships used in the Second World War.



CS602 TANK COLORS FOR NATO

CS603 JAPANESE ARMY TANK LATE VER. COLOR

CS604 JAPANESE ARMY TANK EARLY VER. COLOR

CS611 JAPANESE NAVAL ARSENAL COLOR

CS651 INTERIOR COLOR AIRCRAFT (WW2)

CS653 US. NAVY COLOR AIRCRAFT (WW2)

CS654 RAF COLOR 2 FOR AIRCRAFT (WW2)

CS551 FRESH COLOR SET FOR FIGURE

CS561 PASTEL COLOR SET GREEN VER.

CS562 PASTEL COLOR SET BLUE VER.

CS563 PASTEL COLOR SET RED VER.

CS564 Mr. COLOR SET THE GRAY (4 COLORS)

Mr. METAL COLOR

It provides metallic feeling when the paint surface is polished.

It has a surface like metal when the dried paint surface is polished with soft cloth, though it may be painted in the same way as the former Mr. Color.

Note that the metallic feeling becomes different if clear paint is sprayed on it.



NET-180ml

| | | | | | | | | |
|---------------------------------------|---------------------|------------------------------------|----------------------------------|-------------------------|-------------------------|---------------------|-----------------------------|-------------------------|
| 211 CHROME SILVER CHROME SILVER | 212 IRON IRON | 213 STAINLESS ROSTER/STAINL. | 214 DARK IRON DUNKEL EISEN | 215 COPPER KUPFER | 216 BRONZE BRONZE | 217 GOLD GOLD | 218 ALUMINUM ALUMINUM | 219 BRASS MESSING |
|---------------------------------------|---------------------|------------------------------------|----------------------------------|-------------------------|-------------------------|---------------------|-----------------------------|-------------------------|

Mr. COLOR SUPER METALLIC

SM01

SUPER CHROME

PRIMARY COLOR PIGMENTS

(For Mr. Color)

NET-180ml

| | | | | |
|--------------------|--------------------|-------------------------|------------------------|-----------------------|
| SM02 SUPER GOLD | SM03 SUPER IRON | SM04 SUPER STAINLESS | SM05 SUPER TITANIUM | SM06 CHROME SILVER |
|--------------------|--------------------|-------------------------|------------------------|-----------------------|



NET-180ml

| | | |
|------------------|---------------------|--------------------|
| CR1 G CYAN | CR2 G MAGENTA | CR3 G YELLOW |
|------------------|---------------------|--------------------|

Mr. COLOR SPRAY



NET-100ml

| | | | | | | | | | |
|--|--|---|--|--|---|--|---|---|---|
| 1 G WHITE WEISS | 2 G BLACK SCHWARZ | 3 G RED ROT | 4 G YELLOW GELB | 5 G BLUE BLAU | 6 G GREEN GRÜN | 8 M SILVER SILBER | 9 M GOLD GOLD | | |
| 11 G LIGHT GRAY HELLGRÜN GRAU | 12 G OLIVE GRAY (1) DUNKEL GRAU (1) | 13 G NEUTRAL GRAY NEUTRAL GRAU | 14 G NAVY BLUE MARINE BLAU | 15 G LAVENDER LAVANDE | 16 G LILAC GREEN LILACGRÜN | 28 M STEEL STAHL | 29 G FLUO RED FLUORROT | 30 M FLAT CLEAR MATT KLAR | |
| 31 G SAND GRAY (1) SANDL GRAU (1) | 32 G SAND GRAY (2) SANDL GRAU (2) | 33 F FLAT BLACK MATT SCHWARZ | 34 G SKY BLUE HIMMEL BLAU | 35 G LAVENDER LAVANDE | 36 G OLIVE GRAY (2) DUNKEL GRAU (2) | 37 F BROWN BRAUN | 40 G SEMI-MATT HALBGLANZ | 41 F RED BROWN ROT BRAUN | |
| 42 G MANGANESE MANGANESE | 43 G WOOD BROWN HOLZ BRAUN | 44 G TAN GELB BRAUN | 46 G CLEAR KLAR | 47 G CLEAR RED KLAR ROT | 48 G CLEAR YELLOW KLAR GELB | 49 G CLEAR ORANGE KLAR ORANGE | 50 G CLEAR BLUE KLAR BLAU | 55 G ORANGE YELLOW GELB ORANGE | 62 F FLAT WHITE MATT WEISS |
| 63 G PINK ROSA | 64 G YELLOW GREEN GELBGRÜN | 65 G BRIGHT BLUE HELLBLAU | 66 G BRIGHT GREEN HELLGRÜN | 67 G PURPLE PURPUR | 68 G RED MAJORETT ROT MAJORETT | 69 G OFF WHITE HALBWEISS | 70 G DARK GREEN DUNKELGRÜN | 75 G METALLIC RED METALLISCH ROT | 76 G METALLIC BLUE METALLISCH BLAU |
| 77 M METALLIC GREEN METALLISCH GRÜN | 78 G METAL BLACK METALLISCH SCHWARZ | 79 G SHINE RED LEUCHTEND ROT | 80 G CORAL BLUE KORALL BLAU | 81 G PURPLE PURPUR | 82 M SHINE SILVER LEUCHTEND SILBER | 83 G SEA GLASS BLACK SCHWARZ MEERGLAS | 97 G LIGHT GRAY HELLGRÜN | 101 G SMOKE GRAY RAUCH GRAU | 107 G CHARACTER WHITE MATT WEISS |
| 108 G CHARACTER RED MATT ROT | 109 G CHARACTER YELLOW GELB MATT | 110 G CHARACTER BLUE BLAU MATT | 111 G CHARACTER FLESH (1) FLEISCH (1) | 112 G CHARACTER FLESH (2) FLEISCH (2) | 113 G RUBY LIGHT BLUE RUBIN HELLBLAU | 117 G CHARACTER GRAY MATT GRÜN | 120 G DIP PERMETHYL DUNKELGRÜN | 125 G DIP PERMETHYL DUNKELGRÜN | 151 G PEARL WHITE PERLE WEISS |
| 151 G DIP PERMETHYL DUNKELGRÜN | 152 G DIP PERMETHYL DUNKELGRÜN | 153 G DIP PERMETHYL DUNKELGRÜN | 154 G DIP PERMETHYL DUNKELGRÜN | 155 G DIP PERMETHYL DUNKELGRÜN | 156 G DIP PERMETHYL DUNKELGRÜN | 157 G DIP PERMETHYL DUNKELGRÜN | 158 G DIP PERMETHYL DUNKELGRÜN | 159 G DIP PERMETHYL DUNKELGRÜN | 160 G DIP PERMETHYL DUNKELGRÜN |

FOR Mr. COLOR



T101 Mr. COLOR THINNER 50 NET 90ml
T102 Mr. COLOR THINNER 110 NET 110ml
T103 Mr. COLOR THINNER 250 NET 250ml
T104 Mr. COLOR THINNER 400 NET 400ml
T105 Mr. COLOR LEVELING THINNER NET 110ml
T106 Mr. COLOR LEVELING THINNER 400 NET 400ml

Dilute the Mr. Color with the exclusive thinner. The standard point-to-thinner dilution ratio is 1:1.5 to 2 for painting with an air brush.

Use the Leveling Thinner for painting with an air brush. (It is also available for brush painting.)

It improves the paint fitness and provides glossier surface, since it contains retarder.

It also provides even mat surface when used for mat paint.

FOR AQUEOUS COLOR



T111 AQUEOUS COLOR THINNER 110 NET 110ml
T112 AQUEOUS COLOR THINNER 400 NET 400ml

This thinner contains alcohol for faster drying, though the Aqueous Hobby Color may be diluted with tap water. It also improves adhesion to the point surface.

These are standard primers. The primers with larger numbers have finer particles.

Use the primer to smear small flaws before painting.

The Base White is a white primer with high screening effect. It enhances coloring of finish paint.



P100 Mr. BASE WHITE 1000 NET 40ml
P101 Mr. SURFACE 1000 NET 40ml
P102 Mr. SURFACE 500 NET 40ml
P103 Mr. SURFACE 1200 NET 40ml
P104 Mr. RESIN PRIMER NET 40ml
P105 Mr. PRIMER SURFACE NET 40ml
P106 Mr. METAL PRIMER NET 40ml



P107 Mr. METAL PRIMER NET 100ml
P108 Mr. SURFACE 1000 NET 100ml
P109 Mr. SURFACE 500 NET 100ml
P110 Mr. WHITE SURFACE NET 170ml
P111 Mr. SURFACE 1200 NET 170ml
P112 Mr. SURFACE 1000 DELUXE NET 170ml
P113 Mr. RESIN PRIMER NET 180ml
P114 Mr. BASE WHITE 1000 NET 180ml
P115 Mr. PRIMER SURFACE 1000 NET 170ml

The Resin Primer is exclusive for resin cast models.

It cannot be painted on plastic models.

The Metal Primer is to be coated on metallic materials such as white metal and etching parts (brass and stainless steel) before painting. It prevents separation of paint.



T201 Mr. TOPCOAT GLOSS NET 80ml
T202 Mr. TOPCOAT SEMI-GLOSS NET 80ml
T203 Mr. TOPCOAT FLAT NET 80ml

The Top Coat is a coating material for final finish. Use it for final finish of painted models.

It is water-based and may be painted over both the Mr. Color and Aqueous Hobby Color. It may also be painted on the side marks.

* The BS50 Flat may become white if it is painted thick. Spray it thinly. Do not use it in a moist day.



C101 Mr. SUPER CLEAR GLOSS NET 170ml
C102 Mr. SUPER CLEAR FLAT NET 170ml
C103 Mr. SUPER CLEAR SEMI-GLOSS NET 170ml
C104 Mr. SUPER CLEAR ON CUT GLOSS NET 170ml
C105 Mr. SUPER CLEAR UV CUT FLAT NET 170ml

The Super Clear is a finish coating material with solvent.

The UV Cut Clear is a special clear coat that reduces influences of UV rays.

* Both are designed for the Mr. Color and are not available for the Aqueous Hobby Color.

* The BS14 and BS23 may become white if they are painted thick. Spray them thinly. Do not use them in a moist day.



M101 Mr. PAINT TRAY 10days



M102 Mr. SPARE BOTTLE 15ml



M103 Mr. SPARE BOTTLE L 40ml



M104 Mr. SPARE BOTTLE XL 80ml



M105 Mr. CEMENT NET 25ml



M106 Mr. CEMENT DELUXE NET 40ml



M107 Mr. CEMENT S NET 40ml



M108 Mr. CEMENT LINEWEE NET 40ml

This glue is exclusively designed for plastic models.

Pour the MC129 or MC130 into gaps of parts fit each other to glue the parts. The MC129 and MC130 are thin tip brush types designed for easy works. (The MC130 smells orange.)



MR192
Mr. JUST ONE-PUSH
NET 2g



MR197
Mr. JUST BRUSH TYPE
NET 4g



MR199
Mr. CLEAR GLUE
NET 10g

The MR199 has a transparent glue surface and is suitable to gluing clear parts of plastic models. It may also glue cloth, leather and wood.



MR200
INSTANT HARDENING
ACCELERATOR NET 15ml



MR203
Mr. JUST SUPER FAST TYPE
(containing 3g x 2pc)



MR204
Mr. JUST SUPER STRONG TYPE
(containing 3g x 2pc)



MR201
Taped model for MR194 Just One Push
(1) (pc) in package

This is highly viscous liquid type lacquer putty.
Use the Surfacer 500 to finish the surface. Use the Dissolved Putty to fill holes and dents.



MR205
Mr. WHITE PUTTY
NET 30g

This may be scooped out from the tube and used as is. It is used to fill small gaps and dents. The putty will not become so hard.



MR206
Mr. DISSOLVED PUTTY
NET 40ml



MR207
Mr. SPOKY PUTTY HIGH DENSITY TYPE
NET 70g



MR208
Mr. SPOKY PUTTY SUPER LIGHTWEIGHT TYPE
NET 70g



MR209
Mr. SSP PUTTY



MR210
Mr. RETARDER MILD
NET 40ml

Use this in such a case where the temperature is high and the Mr. Color dries too quickly like in summer. Adding to the Mr. Color by 10% or less reduces the drying speed of the Mr. Color and prevents uneven and unsmooth brushing. (It may not be used for the Aqueous Hobby Color.)



MR213
Mr. TOOL CLEANER R
NET 250ml

This may be used to wash air brushes and brushes.
* It may not be used to dilute paint.



MR214
Mr. PAINT REMOVER R
NET 40ml

This is exclusive paint peeler. Rub paint lightly with a brush or swab moistened with the peeler to peel off paint.



MR215
REPLENISHING AGENT FOR Mr. COLOR
NET 250ml

This product is a replenishing agent for restoring Mr. Color that has higher viscosity or is dried in a bottle. Since coating resin that is not included in the Mr. Color thinner is included, the original performance of paint is restored.



MR216
Mr. MARK SOFTNER
NET 40ml

This is a softener for softening and sticking it to curved or irregular surface. Apply a small amount of softener to the position where decal is to be stuck. Wait for a minute or so and press the decal lightly with cloth or the like to stick it.



MR217
Mr. MARK SETTER
NET 40ml

This not only softens decal but also sticks it with adhesive component.

Apply a small amount of softener to the position where decal is to be stuck. Wait for a minute or so and press the decal lightly with cloth or the like to stick it.

- Using it with the mark sticker:
- 1) Apply the mark sticker to the position where decal is to be stuck.
 - 2) Stick a slide mark.
 - 3) Spread it evenly and remove water with a swab, etc.
 - 4) Apply the mark sticker so it, remove water again, and dry it.
 - 5) Pierce air bubbles with a thin needle if the decal has air bubbles. Apply the mark softener on the air bubbles and stick it.



MR218
Mr. MASKING SOL NET
NET 20g

This remains elastic rubber even after drying and is suitable to making in a wide area. Dried film cannot be cut with a design knife or the like.



MR219
Mr. MASKING SOL R
NET 20g

It is possible to apply it on the paint surface and cut off excess parts with a design knife or the like to make any masks as you like.
Both the M132 and M133 are water-soluble.



MR220
Mr. Polymer Coating
NET 25ml

This super coating agent that exceeds even fluorine was generated using new technology. This water-soluble solution is a safe and environmentally friendly size product that has high performance. This is effective for protection from color fading, stains, dirt, static electricity and ultraviolet rays and for prevention of deterioration of plastic model fine parts. This can be used even on decals.

[Method of use]

1. Remove dirt or dust from the surface to be coated.
2. Apply coating evenly over the desired surface using tissue paper, etc. Wipe with the dry cloth that came with this product when the coated surface has dried a little (approx. 30sec. - 1min.).



MR221
Mr. COMPOUND (FINE) NET 25cc



MR222
Mr. COMPOUND (SUPER FINE) NET 25cc



MR223
Mr. COMPOUND (ROUGH) NET 25cc

This handy liquid version spreads easily and is a snap to wipe off!

Uniform particle size makes Mr. COMPOUND ideal for removing particulate and smearing down surfaces.

How to use Mr. COMPOUND

1. Using a soft cloth, wipe dirt and grime from the surface you want to polish.
2. Apply a small amount of Mr. COMPOUND to the nonwoven fabric provided or to a soft cloth.
3. Without applying force, lightly and thoroughly polish the surface.

WEATHERING PASTEL SET

This is a pastel set suitable for expressing dirtiness, dust and mud. It is powdery and may be used as is.



PP101 NET 15g x 3colors WEATHERING PASTEL SET 1

- PW01 DARK BROWN
- PW02 LIGHT BROWN
- PW03 SAND



PP102 NET 15g x 3colors WEATHERING PASTEL SET 2

- PW04 CHACCAL GRAY
- PW05 LIGHT GRAY
- PW06 ORANGE




Dusty expression: Take it with a brush and place it as is.



Muddy expression: Dissolve it with the Aqueous Color Thinner and mix solution with a brush or swab.

GT03 Mr.SUPER BOOTH

STANDARD VOLTAGE - AC100V (50/60Hz)
 SIZE : 330(J) × 620(W) × 370(H)

**GT-03H HONEYCOMB FILTER****GT-03F INNER FILTER****GT-03E VENT ATTACHMENT****GT04 Mr.DRY BOOTH**

- TIMER COUNTTIME : 0 - 60min
- INSIDE MAX:40°C
- STANDARD VOLTAGE AC100V (50/60Hz)
- SIZE 220(J) × 157(W) × 100(H)
- WEIGHT 2.7kg

GT04T SPARE TRAY FOR GT04**GT29 Mr.ALMIGHTY CLIP****GT34 Mr.ALMIGHTY CLIP II**

- ASSIST PARTS (A) FOR GT34
- GT46P PARTS FIXING RUBBER FOR GT34
- GT52 ASSIST PARTS (B) FOR GT34

GT68 Mr.PAINT STAND**GT54 Mr.PUSH TURNTABLE****GT55 Mr.PART CLIP****GT01 Mr.CORDLESS ROUTER****GT09 Mr.CORDLESS ROUTER PRO II**

- GT11 BASIC FILE SET
- GT12 PRECISION FILE SET
- GT13 PARTS STRATTACHMENT
- GT20 POWERFULL FILE SET
- GT21 SQUARED FILE SET
- GT22 STRONG/SMALL FILE SET

GT08 Mr.CORDLESS POLISHER II**GT-08A GRINDING CLOTH SHEET (ROUGH)****GT-08C WATERPROOF SANDPAPER SET (ROUGH)****GT-08D WATERPROOF SANDPAPER SET (FINE)****GT-08E REPLACEMENT HEAD PARTS****GT07 Mr.PORISSHAR PRO****EXCHANGE WATERPROOF SANDPAPER****GT41 REPLACEMENT HEAD PARTS****GT49 BRUSH HEAD****Mr. BRUSH**

This is a painting brush with a silicone grip developed first in the world. It uses very durable PET (chemical fiber) bristles to solve such problems as cut-off and fall-out of the bristles.

**GT45 Mr.BRUSH STAND****GT35 Mr.BRUSH WASHER****GT56 Mr.CAP OPENER**

This is attached to the bottle of the Aquanos Hobby Color or Mr. Color to allow paint to be poured directly onto a painting dish or the like.

**GT51 Mr.SPOUT FOR Mr.COLOR AND AQUEOUS COLOR****GT33 Mr.SPOUT FOR Mr.THINNER****GT57 Mr.GLUE APPLICATOR**

This is a convenient tool for spot application of quick-drying glue, putty filling and putty building up. Quick-drying glue adhered to itself may be removed easily.

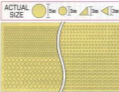


GT53 FINELY SLIT MASKING SET SET

- W: 1mm × L: 166mm × 80SHEETS
- W: 2mm × L: 166mm × 45SHEETS

**GT71** MASKING SET SET ROUND & TRIANGLE


- φ3mm × φ5mm ROUND MASKING SHEET × 1
- 3mm TRIANGLE MASKING SHEET × 1

**GT37****Mr.COTTON SWAB STANDARD**

- ROUND AND TRIANGULAR TYPE 2TYPE : 25PCS

**GT44****Mr.COTTON SWAB BIG SIZE**

- ROUND AND TRIANGULAR TYPE 2TYPE : 25PCS

**GT69****Mr.COTTON SWAB SUPER FINE**

- SUPER FINE TYPE : 50PCS

**GT67****Mr.SPOON & STICKS****GT28** Mr.MIX II**GT42****Mr.DROPPER (SHORT)** 5PCS**GT58****Mr.GRINDING CLOTH SET (ROUGH 400-600-800)**

- SIZE : 93mm × 210mm

**GT36****Mr.GRINDING CLOTH SET (FINE 1000-2000-3000)**

- SIZE : 93mm × 210mm



This is polishing cloth made of polyester mesh and abrasive agent. It is durable and may be washed with water and reused. It is very economical. The products with larger numbers have finer meshes.

GT61**Mr.WATER PROOF POLISHING CLOTH #2400 #4000**

- SIZE : 93mm × 230mm

**GT62****Mr.WATER PROOF POLISHING CLOTH #6000 #8000**

- SIZE : 93mm × 230mm

**GT31****Mr.FINISHING CLOTH (SUPER FINE)**

- SIZE : 300mm × 700mm

**GT32****Mr.FINISHING CLOTH (FINE)**


- SIZE : 300mm × 700mm



The GT31 is used for final finish of compound polishing. The GT32 is used for coarse compound polishing and water removal after washing.

GT50**Mr.PINVICE BASIC SET (MILL BLADE RATHER TYPE)**



- WITH IN THE CASE STORAGE

**GT65****Mr.LINE CHISEL (0.3mm BLADE IS INCLUDED)**

- 110mm



The cutting edge is attached to the other side of the flat surface of grip. Put the blade against the part to be carved at a right angle and pull to your side to carve. Adjust the depth of groove to be carved by controlling the force to put the blade. Moving from the side, the adequate angle between the surface of part and the grip is 45 to 60 degrees.

GT63**Mr.RAPRS****MFO1****FILE FLAT TYPE (4 SIDED BLADES)****MFO2****FILE ROUND TYPE (φ3.2mm)****MFO3****FILE (DIAMOND COAT) THIN ROUND TYPE (φ1.0mm)****MFO4****FILE (DIAMOND COAT) THIN ROUND TYPE (φ2.0mm)****MFO5****FILE BLADE TYPE****MFO6****FILE TAPERED TYPE (1 SIDE BLADE)****MFO7****FILE FLAT TYPE (4 SIDE BLADE 0.5mm THICKNESS)****GT66** Mr.VICE

- SIZE 85mm × 90mm
- WEIGHT 493g

**GT70** Mr.RIVET MARKING

- 117mm



<Items included in the set>

- Main body
- 0.25mm tip tool (length 20mm)
- 0.45mm tip tool (length 20mm)
- 0.93mm tip tool (length 31mm)
- L shaped wrench

Mr. Rivet Marking is a tool for reproducing the appearance of rivets in aircraft and tank models. The tip part rotates when the main body is pushed down, so without pressing it hard you can make sharp and even ○ shaped rivet heads. 3 kinds of tip tool are furnished and they can be easily interchanged with a wrench. Various scale kits can be handled with this tool alone.

DS001 Mr.TURN TABLE L

- 189mm




- Rotation speed : 2 step switching (2.8/1.8 rotations per min.)
- Power supply : AA dry cell batteries × 3 (available separately)
- Capable of load : up to 2kg

Mr. Turn Table can be used for large sized models, with its diameter of 189mm. Using a switch you can select between 2 rotation speeds (low/high). The table part has a mirror finish offering a touch of class.

DB103**WOODEN DISPRAY BASE ROUND**

- TOPSIDE : 117mm / 110g

**DB104****WOODEN DISPRAY BASE RECTANGLE**

- TOPSIDE : 270mm × 148mm / 560g



VANCE MATERIAL



VM001 Mr. SILICON RUBBER (1kg)

A set consisting of a silicone rubber for molding and a hardening agent. An indispensable product for projects such as building your own original figures. Hardening takes 6~8 hours.

- VISCOSITY (23°C): 20,000mPa·s
- WEIGHT RATIO 100:4
- HARDNESS (Shore A): 45
- WORKING HOURS (23°C): 20 MINUTES
- HARDENING TIME (23°C): 6~8 HOURS



VM002 Mr. URETHANE RESIN WHITE (2kg)

A urethane resin consisting of a 2 liquid mix for use as casting material for replicas. The 2 liquid are only in a 1:1 ratio so that making replicas is easy.

- VISCOSITY (23°C) LIQUID A+B: 15mPa·s
- WEIGHT RATIO 100:100
- HARDNESS (Shore D): 70
- WORKING HOURS (23°C): 120 SECONDS
- HARDENING TIME (60°C): 10~15 MINUTES



VM-001H Mr. HARDENING AGENT FOR VM001



VM008 Mr. SILICONE BARRIER (Mold release agent)



VM003 Mr. URETHANE RESIN IVORY (2kg)

NON XYLENE TYPE

- VISCOSITY (23°C) LIQUID A: 15mPa·s LIQUID B: 12mPa·s
- WEIGHT RATIO 100: 100
- HARDNESS (Shore D): 80
- WORKING HOURS (23°C): 90~110 SECONDS
- HARDENING TIME (60°C): 10~15 MINUTES



VM004 Mr. MOULDING BLOCK 1



VM007 Mr. BLOCK PLATE FOR VM004, VM005



VM006 Mr. CRAY (STONE CRAY)



VM005 Mr. MOULDING BLOCK 2 (DOUBLE SIZE)



VM009 Mr. CRAY 2 (OIL CRAY)



Mr. CASTORER LIQUID

NET:180g

VC01



MAGENTA

VC02



CYAN

VC03



YELLOW

VC04



BLACK

VC05



BUFFPAPER GRAY

VC06



FLESH 1

Mr. PRO-SPRAY

PS-152 Mr. PRO-SPRAY Mk-1



A stout airbrush with metal nozzle and holder. The nozzle can be changed for bold or fine spraying.

0.4mm nozzle

PS-154 Mr. PRO-SPRAY Mk-3



Deluxe version of Mr. PRO-SPRAY Mk-2.



0.2mm ~ 0.4mm nozzle

PS-153 Mr. PRO-SPRAY Mk-2



An easy-to-use airbrush suitable for novices. AIRBORN HOBBY COLOR and Mr. COLOR paints can be mounted with their bottles. The suction nozzle diameter is 0.4 mm.

0.2mm ~ 0.4mm nozzle

PS-155 Mr. PRO-SPRAY Mk-4



0.15mm ~ 0.3mm nozzle

PS-700 BOTTLE UNIT FOR Mk-4,5



PA1403 M.A.I.R SUPER 400 NET 480g



PA1403 M.A.I.R SUPER 150 NET 190g



PA1410 M.A.I.R SUPER NET 430g

- An attractive airbrush, stylish and functional.
- The air pressure can be adjusted by manually turning the dial.
- The suction nozzle can be replaced easily.
- The painting pin can be separated from the main unit for quick color changes.
- Nozzle replacement and position adjustment ensure fine spraying of the full airbrush level.



PS251 Mr.LINEAR COMPRESSOR L5

An epoch-making compressor with linear-driven free piston. Low noise makes this compressor ideal even at night and can be run continuously 24 hours.

- STANDARD PRESSURE 0.1MPa
- DURABILITY 3,000HOURS
- MAXIMUM PRESSURE 0.12MPa
- STANDARD VOLTAGE AC100V
- AIR ASPIRATED 5.27L/min
- OPERATION FREQUENCY 50/60Hz
- OPERATION CONTINUOUS
- SIZE 160(L) × 128(W) × 160(H)
- WEIGHT 2.4kg



PS310 Mr.LINEAR COMPRESSOR L5 / REGULATOR

A good set for those who have never used a compressor. This popular set of L5 includes a Mr.AIR REGULATOR and a Mr.AIR WASH/SPRAY.



PS311 Mr.LINEAR COMPRESSOR L5 / PS264 AIR BRUSH

A full set of Mr.LINEAR COMPRESSOR L5 with airbrush PS264 Mr. PROCON BODY WA 0.3mm for those who want to enjoy airbrush painting.



PS313 Mr.LINEAR COMPRESSOR L5 / REGULATOR II

A set of Mr.LINEAR COMPRESSOR L5 and Mr.AIR REGULATOR II. The attached mounting base offers compact installation of the regulator and stand.



PS305 Mr.LINEAR COMPRESSOR L5 / PS289 AIR BRUSH

A full set of Mr.LINEAR COMPRESSOR L5 with airbrush PS-289 Mr. PROCON BODY WA PLATINUM Ver.2.




PS306 Mr.LINEAR COMPRESSOR L5 / PS290 AIR BRUSH

A full set of Mr.LINEAR COMPRESSOR L5 with airbrush PS-290 Mr. PROCON BODY WA TRIGGER TYPE.



PS254 Mr.LINEAR COMPRESSOR L7

- STANDARD PRESSURE 0.1MPa
- DURABILITY 3,000HOURS
- MAXIMUM PRESSURE 0.15MPa
- STANDARD VOLTAGE AC100V
- AIR ASPIRATED 7.0L/min
- STANDARD FREQUENCY 50/60Hz
- OPERATION CONTINUOUS
- SIZE 178(L) × 140(W) × 160(H)
- WEIGHT 2.9kg



PS307 Mr.LINEAR COMPRESSOR L7 / REGULATOR

A set of Mr.LINEAR COMPRESSOR L7, Mr. AIR REGULATOR and Mr. STAND & TRAY SET II.



PS308 Mr.LINEAR COMPRESSOR L7 / PS264 AIR BRUSH

A full set of Mr.LINEAR COMPRESSOR L7 with airbrush PS264 Mr. PROCON BODY WA 0.3mm.



PS309 Mr.LINEAR COMPRESSOR L7 / PS270 AIR BRUSH

A full set of Mr.LINEAR COMPRESSOR L7 with airbrush PS270 Mr. PROCON BODY WA PLATINUM Ver.2.



- ## PS351 Mr.LINEAR COMPRESSOR L3
- STANDARD PRESSURE 0.05MPa
 - MAXIMUM PRESSURE 0.08MPa
 - AIR ASPIRATED 3.0L/min
 - OPERATION 30mins
 - STANDARD VOLTAGE AC100V
 - STANDARD FREQUENCY 50/60Hz
 - SIZE 108(L) × 78(W) × 115(H)
 - WEIGHT 0.9kg



PS304 Mr.LINEAR COMPRESSOR L3 / PS268 AIR BRUSH

A full set of Mr.LINEAR COMPRESSOR L3 with airbrush Mr.PROCON BODY SO and Mr.AIR REGULATOR.



- ## PS371 Mr.LINEAR COMPRESSOR CUTE
- STANDARD PRESSURE 0.03MPa
 - AIR ASPIRATED 3.0L/min
 - OPERATION 60mins
 - STANDARD VOLTAGE AC100V
 - STANDARD FREQUENCY 50/60Hz
 - SIZE 140(L) × 50(W) × 83(H)
 - WEIGHT 350g

Mr. PROCON

PS-264 Mr. PROCON BOY WA DOUBLE ACTION TYPE

DOUBLE ACTION (0.3mm nozzle)
10cc cup



An airbrush with holder for easy carrying that fits snugly in your hand. The 10-cc paint cup is mounted directly. This airbrush has a 1/8 (S) mouth with joint for PS line.

PS-266 Mr. PROCON BOY LWA DOUBLE ACTION TYPE

DOUBLE ACTION (0.5mm nozzle)
15cc cup



The perfect airbrush for spraying a metal color or surface layer over a large area. This airbrush provides stable spraying even under low pressure. The 15-cc large cut of the diaphragm type makes it easy to wash. This airbrush has a 1/8 (S) mouth with joint for PS line.

PS-268 Mr. PROCON BOY SQ SINGLE ACTION TYPE

SINGLE ACTION (0.4mm nozzle)
7cc cup



This airbrush has all the standard requirements for an airbrush for beginners at an amazingly low price. Paint spray thickness is easily adjusted with the dial on the back of the unit. This airbrush has a 1/8 (S) mouth with joint for PS line.

PS-275 Mr. PROCON BOY LWA TRIGGER DOUBLE ACTION TYPE

DOUBLE ACTION (0.3mm nozzle)
7cc cup



The hand operated trigger operation keeps fingers from getting fatigued, greatly improving the results of painting due on broad surfaces and for long periods of time.

PS-290 Mr. PROCON BOY LWA TRIGGER TYPE DOUBLE ACTION TYPE

DOUBLE ACTION (0.5mm nozzle)
15cc cup



A trigger type airbrush great for use on big surfaces. The hand operated trigger operation keeps fingers from getting fatigued, greatly improving the results of painting due on broad surfaces and for long periods of time. For even more flexible airbrushing, you can switch between two types of nozzle caps with different lip size depending on whether you want a normal or wide spray pattern.

The spraying pattern can be changed with two kinds of air caps.



PS-270 Mr. AIR BRUSH CUSTOM 0.18 DOUBLE ACTION

DOUBLE ACTION (0.18mm nozzle)
10cc cup



AIR ADJUSTMENT SYSTEM
SEMI-EASY SOFT BUTTON
NEEDLE STOPPER

PS-265 Mr. PROCON BOY SAe SINGLE ACTION TYPE

SINGLE ACTION (0.3mm nozzle)
7cc cup



An airbrush with dial for easy spray adjustment by one thumb. This airbrush has a 1/8 (S) mouth with joint for PS line.

PS-267 Mr. PROCON BOY FWA DOUBLE ACTION TYPE

DOUBLE ACTION (0.2mm nozzle)
10cc cup



An ultrahigh-precision airbrush featuring a 0.2 mm nozzle diameter. This airbrush delivers great performance for ink-splatter and fine-granulation painting. This is the first small-diameter model with 10-cc cup. This airbrush has a 1/8 (S) mouth with joint for PS line.

PS-270 Mr. PROCON BOY FWA PLATINUM 0.2 DOUBLE ACTION TYPE

DOUBLE ACTION (0.2mm nozzle)
10cc cup



Air adjustment system
SEMI-EASY SOFT BUTTON
The spray can be easily adjusted for metallic colors, quick drying paint, and other paint characteristics by simply controlling air flow - no pressure adjustment is needed.
Semi-easy soft button
Push down the button to adjust the fineness of the needle without paint spitting out when pulling the button. This enables smooth spraying whenever you pull the button.

PS-289 Mr. PROCON BOY WA PLATINUM 0.3 Ver.2 DOUBLE ACTION TYPE

DOUBLE ACTION (0.3mm nozzle)
10cc cup



While this model is so far includes the much talked about air adjustment system, we have a model for the first time a semi-easy soft button feature for smooth spraying.
Air improvement mechanism
It regulates air flow so that stable operation is enabled even at a low air pressure.

PS-296 Mr. AIRBRUSH GMW4 DOUBLE ACTION TYPE

DOUBLE ACTION (0.3mm nozzle)
1.8L bottle



This is a high-end version intake-type airbrush with an ultra-standard 0.3mm orifice. While the bottle is the same as past versions and can use Mr. Color 15mm containers, it's most special feature is that the entire base for attaching the bottle can be removed.
SUCKING UP PIPE (SPARE)
BOTTLE UNIT CAP
WASHING ATTACHMENT

PS-296B EXCHANGE BOTTLE UNIT



PS233 MR. AIR REGULATOR STAND FOR L5 & L7



PS234 MR. AIR REGULATOR WIR STAND FOR L5 & L7

ACCESSORY PARTS

PS253 MR. AIR REGULATOR / STAND

An essential item for airbrush painting equipped with decompression, draining, and branching functions.



PS259 MR. AIR REGULATOR II

An installation-type regulator mounted on Mr. STAND. This regulator can be used not only for L5 and L10 but also for other low-pressure compressors.



PS282 DRAIN & DUST CATCHER

Even When using a regulator, water droplets can still collect on the inside of hoses during the humid rainy season.
Connect this to your airbrush as an additional second defense against water droplets.



PS288 DRAIN & DUST CATCHER II

Attached this combination hand-pip and airfilter to your airbrush gets you better results by enabling you to regulate air flow by hand.



ACCESSORY PARTS



PS991
AIRBRUSH
MAINTENANCE
SET



PS290B
500cc CUP
for
PS290 and
PS275



PS241
Mr. HOSE
JOINTS
3 PCS

JOINT 1
JOINT 2
JOINT 3

PS245

Mr. AIR HOSE
PS SPIRAL 1.5M



PS246

Mr. AIR HOSE 1/8 (S)
STRAIGHT 2M



PS247

Mr. AIR HOSE 1/8 (S)
SPIRAL 1M



PS280

Mr. ONE
TOUCH HOSE · 1/8 (S)



PS281

ONE TOUCH PLUG-
1/8 (S) for
Mr. ONE TOUCH HOSE



PS256

Mr. STAND



PS260

Mr. STAND II



PS230

Mr. STAND &
TRAY SET

● TRAY SIZE:
186mm X 136mm



PS257

Mr. CLEANER BOTTLE



■ Mr. SURFACER 500 (SF-285, B-506)

This coating is useful for filling in bumps and dents in plastic models, scratches and for removing bubbles and finishing bases. It is suitable for large scale repairs and can be used as a soluble putty.

■ Mr. SURFACER 1000 (SF-284, B-505, B-519)

Mr. SURFACER 1000 contains finer granules than Mr. SURFACER 500. They are both used in much the same way but, due to the finer granules after sanding with waterproof sand-paper, a perfectly corrected surface is possible. Available in bottle and spray.

■ Mr. SURFACER 1200 (B-515)

Mr. SURFACER 1200 contains finer granules than Mr. SURFACER 1000. They are both used in much the same way.

■ Mr. WHITE SURFACER 1000 (B-511)

Since it is white, Mr. WHITE SURFACER is used to modify plastic model parts that are black or dark in color. If this is used on the entire model, only a thin over-coat of paint in the desired color is necessary.

■ Mr. BASEWHITE 1000 (SF-283, B-518)

Mr. BASE WHITE is useful for making a black, red or other dark-colored surface white. This newly developed product uses special pigments to completely hide the base color and aids application of detailed finishing and top coats. Because it also works as a surfacer, it can be used to hide small imperfections.

■ Mr. PRIMER SURFACER (B524, SF287)

This is a surfacer with primer.

The material used in Surfacers 1000 has been improved for this product.

Surface attachment has been enhanced not only for plastic models but also for metal in etched parts and resin.

Color is gray.

■ Mr. JUST ONE-PUSH (MJ-194)

Mr. JUST ONE-PUSH is a strong instant glue for plastic and metal models. Amounts of one drop can be dispensed by pushing the button on the container. This new container prevents excess amounts from being dispensed, so it is economical and safe.

■ Mr. JUST (BRUSH TYPE) (MJ-197)

Quick-drying adhesive in a bottle. Use the brush to precisely apply points and lines. The special bottle prevents spills and eliminates worries about unintended applications. The tip does not become hard and unusable like adhesive in tubes, and the aluminum storage pocket guarantees long-term preservation of the adhesive.

■ Mr. CLEAR GLUE (MJ-199)

The finished state of adhered parts becomes transparent, so this glue is optimum for gluing clear parts in plastic models. It can be used for handicraft or carpentry because it can adhere to cloth, leather or wood. Fixing time is approx. 5min., time until work can be done on the piece is approx. 60min. and within approx. 24 hours it will harden completely. When excess is exuded, it can be removed with lacquer thinner or nail polish remover if not yet hardened.

● This glue will stick;

Hard plastic, Soft vinyl chloride, Styrofoam, Plated parts, Polystyrene, ABS, Cloth, Felt, Leather, Glass, Stone, Wood, Synthetic rubber, Tile

● This glue will not stick;

Polyethylene, Polypropylene, Silicon resin, Fluorine resin, Precious metals

■ INSTANT HARDENING ACCELERATOR BRUSH TYPE (MJ-201)

Hardening speed of instant adhesive can be accelerated by applying this on the joint surface beforehand.

This is an alcohol type promoter, so it can be used without corroding the painted surface.

■ Mr. JUST SUPER FAST TYPE (MJ-202)

Hardening time is extremely short, so it's best for immediate hardening. Hardening speed is 4 times faster than of MJ194 Just One Push. It comes in a new bottle, which can be opened without using a pin.

■ Mr. JUST SUPER STRONG TYPE (MJ-203)

Instant adhesive with excellent shock resistance, most suitable for metal parts. It is very effective when used for etching.

■ Mr. METAL COLOR (MC-211 ~ MC-219)

[Method of use]

1. When using a brush, always paint in the same direction, eg left to right, top to bottom.
2. After become dry, use a piece of gauze, tissue, an old cloth etc. to polish.

You can create interesting effects depending on how you polish.

Use different polishing techniques in each case, eg. no polished (for a mat effect), half-polished, very well polished.

■ Mr. CRYSTAL COLOR (XC01 ~ XC08)

Mr. Crystal Color can offer a totally different dimension of metallic sense from existing pearl paint or metallic paint.

The pearl color shows up in different shades depending on whether the base color is black or white.

Moreover, when clear paint is used for over coating, an extra special metallic texture can be achieved.

■PRIMARY COLOR PIGMENTS FOR MR.COLOR (CR1, CR2, CR3)

Primary color pigments for Mr. Color are coating additives for which concentration of the three primary colors cyan, magenta, and yellow that are raw materials of Mr. Color is adjusted to allow color mixing with Mr. Color while keeping high purity.

Since Primary color pigments for Mr. Color do not include any pigments (such as white and black) that conceal foundation coat, these cannot be used as single units in a similar way to other paints, but these are useful for fine adjustment of tint of existing colors without making muddy, natural gradation coating with vivid color tone by making use of high color transparency, and metallic color toning.

Also by mixing it into GX100 Super Clear II, original clear colors can be made for coating clear parts.

Notes on use

With Primary color pigments for Mr. Color, the intensity of coloring is in the order of cyan, magenta, and yellow (lowest).

When mixing colors, be sure to add a higher intensity color little by little to a lower intensity color.

As the rate of addition of Primary color pigments for Mr. Color becomes higher, the ground masking capacity of color becomes lower.

For beautiful coloring, conduct undercoating with a color made by mixing C1 WHITE of the same quantity or twice to mixed paint.

For beautiful painting surface finish, conduct wet-on-wet coating of a thinly diluted color little by little by suppressing the discharge of air brush.

■Mr.SSP PUTTY (MJ-200)

Shape processing putty, which has adhesive properties on top of its original function as putty.

It takes only a short time from application to hardening, so the speed of shaping work is dramatically accelerated.

It adheres firmly and also fills areas within a short period.

It provides a hard cutting feel like plastic material after hardening.

No sink is formed after hardening, and almost no chipping or cracking occurs during shaping.

It hardens completely within approx. 3 - 5min.

■Mr.SUPER BOOTH (GT-03)

When using an airbrush, fine particles of paint break off and float through the air. Mr. SUPER BOOTH is a new and original painting booth that is designed for indoor airbrushing. Its powerful sirocco fan quietly sucks out paint mist. And it features a fully developed exhaust system that consists of a first-stage honeycomb filter and second-stage paper filter that catch all paint mist. The booth's machinery cannot be easily soiled, and this is also true of its hood, which can be easily cleaned with a rag. Easy to set up with a single screwdriver, it can be ready to use almost instantly.

■PIN VICE (5 pieces per set) (GT-50)

An integral pin vice of drill and grip that saves the time and effort to replace drill tips. The constriction in the grip reduces the fatigue of the hand and eliminates the disadvantage of being slippery of the conventional straight iron grip.

[Item included in the set]

1.0 mm, 1.5 mm, 2.0 mm, 2.5 mm and 3.0 mm pin vice)

■Mr.LINE CHISEL (GT-65)

The line chisel is a precision cutting tool dedicated for chiseling lines.

Since the cutting edge is convex, this can be used to chisel easily to make thin grooves with uniform width.

Since the blade is detachable, it can be replaced, according to the application, with a different sized one that is sold separately.

■ SILICON RUBBER (VM-001)

This product has low viscosity and excellent fluidity, so it is most suitable for casting of garage kit, etc.

(a pipette for measurement is included)

[Method of use]

1. Make a mold using plastic plates, etc. to prevent "Mr. Silicon" spilling out and set the original inside.
2. Measure the base compound out into a container, add 4% hardener (base compound 100g : hardener 4g as a weight ratio), stir it well and pour it gently into the mold so as to avoid causing air bubbles.
3. "Mr. Silicon" hardens within approx. 6 - 8 hours. After it has hardened, remove the mold and original to complete the process.

■URETHANE RESIN (VM-002, VM-003)

This product is most suitable for the reproduction of art craft objects, interior items or models.

[Method of use]

1. Measure liquid A and liquid B in a ratio of 100:100 (weight ratio) using a container such as a paper cup.
2. Mix A and B quickly and stir them well to prevent any unevenness in the mix.
3. Pour the liquid gently and quickly into a mold that is treated for mold-release such as a silicon mold.

Notes for usage

When liquid A and B are mixed, they begin to harden within 1 - 2 minutes, so carry out the procedure quickly.

The hardening process is complete within 1 hour, and heat is given off in the reaction, so take care to avoid burns.

■Mr.CASTONER LIQUID FOR

VMO02 AND VMO03 (VC01~VC06)

These days multi color molding using color resin is popular for garage kits.

However, when a color resin is made by mixing with paint, the quality may deteriorate or the molding may fail.

It's possible to color without degrading the quality of resin when Mr. Castoner Liquid is used.

It's also possible to mix castoner colors with each other.

[Method of use]

1. Measure liquid A and liquid B in a ratio of 100:100 (weight ratio) using a container such as a paper cup.
2. Mixing Mr. Castoner liquid (up to 1.8ml) and liquid A (100g) and stir it well.
3. Mix A and B quickly and stir them well to prevent any unevenness in the mix.
4. Pour the liquid gently and quickly into a mold that is treated for mold-release such as a silicon mold.



GSI Creos Corporation

HOBBY DEPT.

3-1, Kudanminami 2-chome, Chiyoda-ku, Tokyo 102-0074, JAPAN